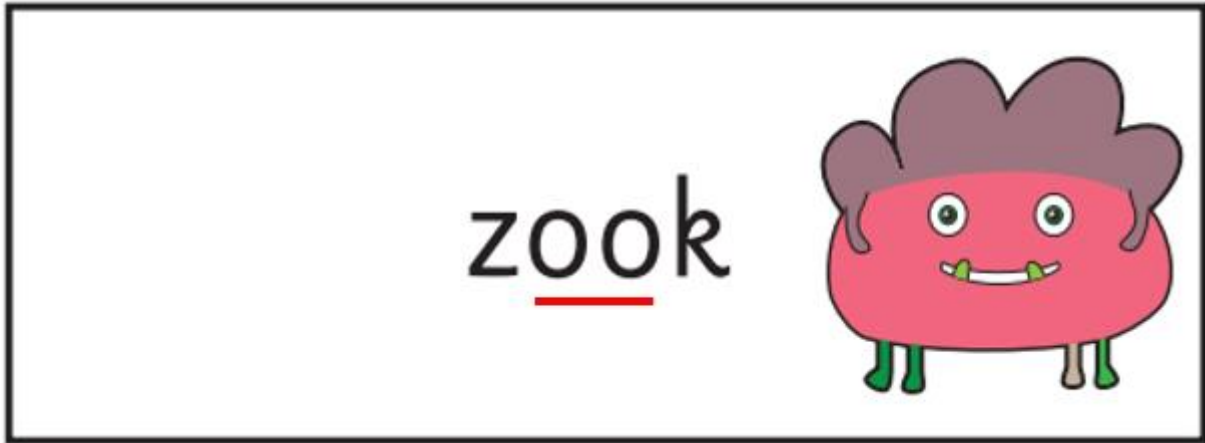


Can you practise reading the real and alien word with your child? The alien words will have a picture of an alien at the side of them like this:



Your child should use their phonics knowledge to sound out the words. Letters that are underlines in red show where two letters are working together to make one sound for example:



The **c** and the **h** are working together to make a **ch** sound (like a tain).

Attached is a sound mat to support you and your child with understanding the sounds that the letters are making together.

Phase 2 Phonemes

s	a	t	p	i	n	m	d	h	b	f	ff	l	ll	ss
g	o	c	k	ck	e	u	r							

Phase 3 Phonemes

j	v	w	x	y	z	zz	qu	oo	oo	ar	or	ur	ow	oi	ear
ch	sh	th	ng	ai	ee	igh	oa	air	ure	er					

Phase 4 Blends and Clusters

st	nd	mp	nt	nk	ft	sk	lt	cr	br	fr	bl	fl	gl	pl	cl	sn	nch	scr	shr
lp	lf	lk	pt	xt	tr	dr	gr	sl	sp	st	tw	sm	pr	sc	sk	thr	str		

Phase 5 Phonemes


ay	ou	ie	ea	oy	ir	ue	ue	a-e	e-e	l-e	o-e	u-e	u-e
aw	wh	ph	ew	ew	oe	au	ey						



www.twinkl.com

Phase 2 to 5 Sounds

reb



wup




jub



eps




uss



qop



zook




chck




skap



blorn



meft



veems



chop

sing

dart

shock

flat

skill

gift

coins

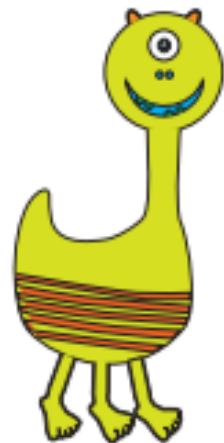
var



slirt



weaf




pobe




flisp




braint



scrid



splote



twice

gloom

turn

mode

blast

grooans

spray

strike

delay

modern

saucers

charming